



Academic Readiness Reading Virtual Learning

ECSE

The Very Hungry Caterpillar

April 6, 2020



Early Childhood Special Education Reading Lesson: April 6, 2020

Learning Target:

Students will identify what foods are healthy/not healthy.

Let's Get Started:

[The Very Hungry Caterpillar - Animated Film](#)


Practice:

Which one of these is healthy for you to eat?



Practice:

Which one of these is not healthy for you to eat?






Practice:

Which one of these is healthy for you to eat?



Activity:

student will be able to sort the pictures into the chart.



Challenge Activity

Caterpillar Name Activity

- Materials Needed: Paper, Scissors, Marker Glue
- Directions:
 - Draw circles on the pieces of paper, assist your child to cut out the circles.
 - Have your child write one letter of their name per circle.
 - Have your child arrange the letters like the picture on the right.

-Send a picture of your completed project to your teacher!



Parent Check:

Check student answers.



1. Was this lesson?

easy

just right

hard

2. Ask your child to name a healthy and not healthy food item.